

# **The**



# **Universe**

## **Google Chrome & Online Security**

**Google's Web Based Tools for improved  
Productivity and Communication**

**G. William James**

**Handheld Computer Solutions**

# How To Keep In Touch

[www.gwilliamjames.com](http://www.gwilliamjames.com)

[william@gwilliamjames.com](mailto:william@gwilliamjames.com)

@MyGWilliamJames



Handheld Computer  
Solutions



G. William James



GWJ2000



# Individual / Group Consultation



- ☐ Custom design your mobile office
- ☐ Get your Google SEO optimized
- ☐ Facebook marketing strategies
- ☐ Time management/mobile organization
- ☐ Online video marketing strategies
- ☐ G Suite (Google Enterprise Apps) Integration

**Schedule an appointment today**

# G. William James



- Black Enterprise Magazine's "Master Of The PDA"
- Google Apps For Business Affiliate
- Member, National Speakers' Association

## Career Highlights

- ❑ 1980s Executive Forums, Inc. Presented time management workshops
- ❑ 1999 Corporate speaker for Palm, Inc. on the power of the PDA
- ❑ 2004 National Presenter for the launch of the original Supra eKey & iBox
- ❑ 2008 Introduced 1<sup>st</sup> Gen iPhone as a Realtor tool
- ❑ 3-Time Presenter to The National Association of REALTORS® Conference
- ❑ 2005-Today Distinguished presenter of Google Apps for mobile business

william@gwilliamjames.com

**Subject Line Only!!!**


**Online Security 2020**

## Google Chrome Browser Features:

- A freeware Internet browser, introduced in 2008 in 43 languages
- A 62% worldwide user average
- Chrome allows users to synchronize their bookmarks, history, and settings across all devices with the browser installed
- Google Safe Browsing warns users when they attempt to visit a site flagged as potentially harmful.
- Google introduced download scanning protection to guard from malware
- The private browsing feature called Incognito mode prevents the browser from permanently storing any history information or cookies from the websites visited
- the Chrome Web Store, a one-stop web-based web applications directory
- Google Chrome Extensions are browser extensions that modify the Google Chrome browser

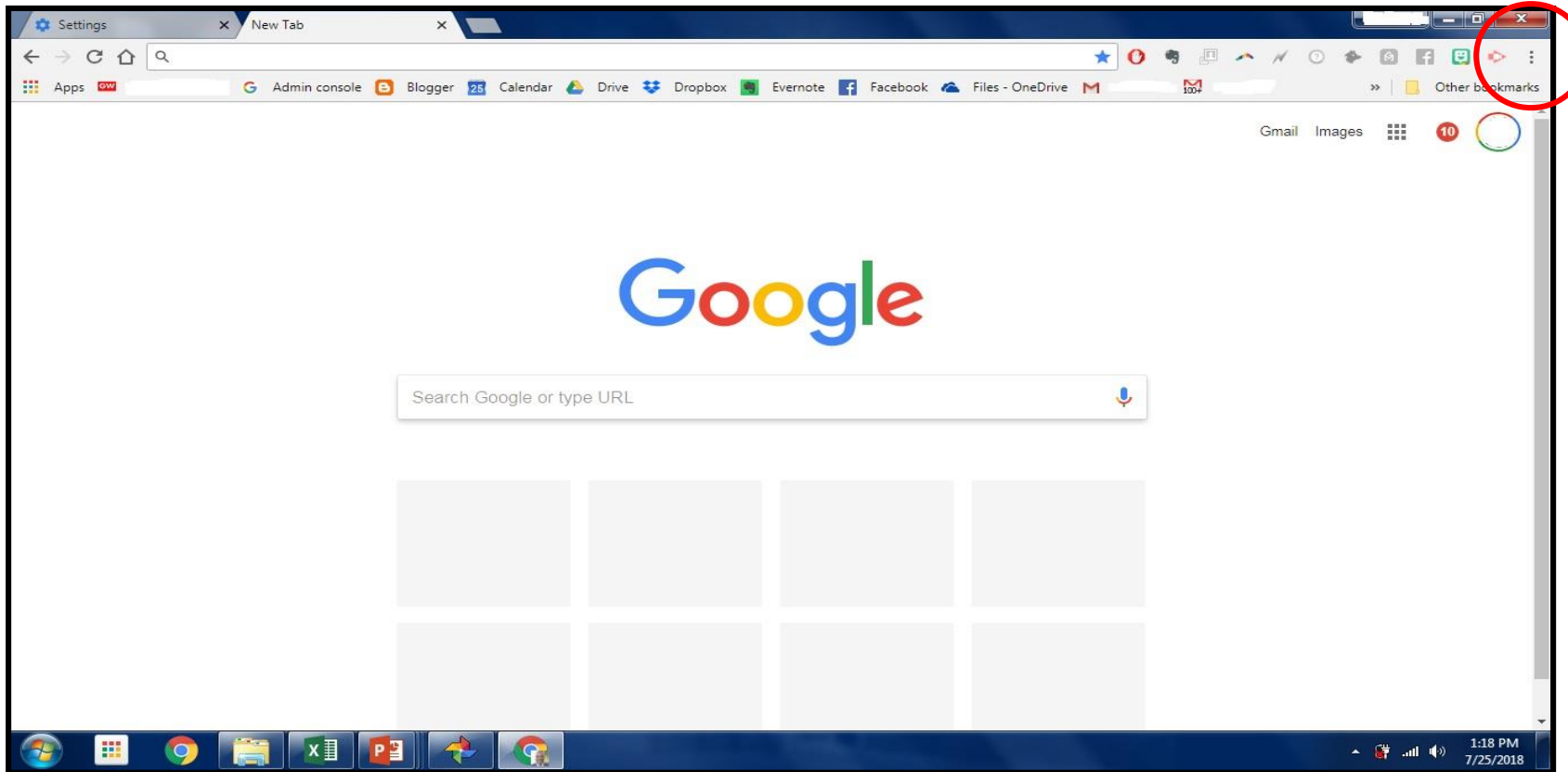
# Download Chrome on Mac or PC

[www.google.com/chrome](http://www.google.com/chrome)



# Customize Chrome In Settings

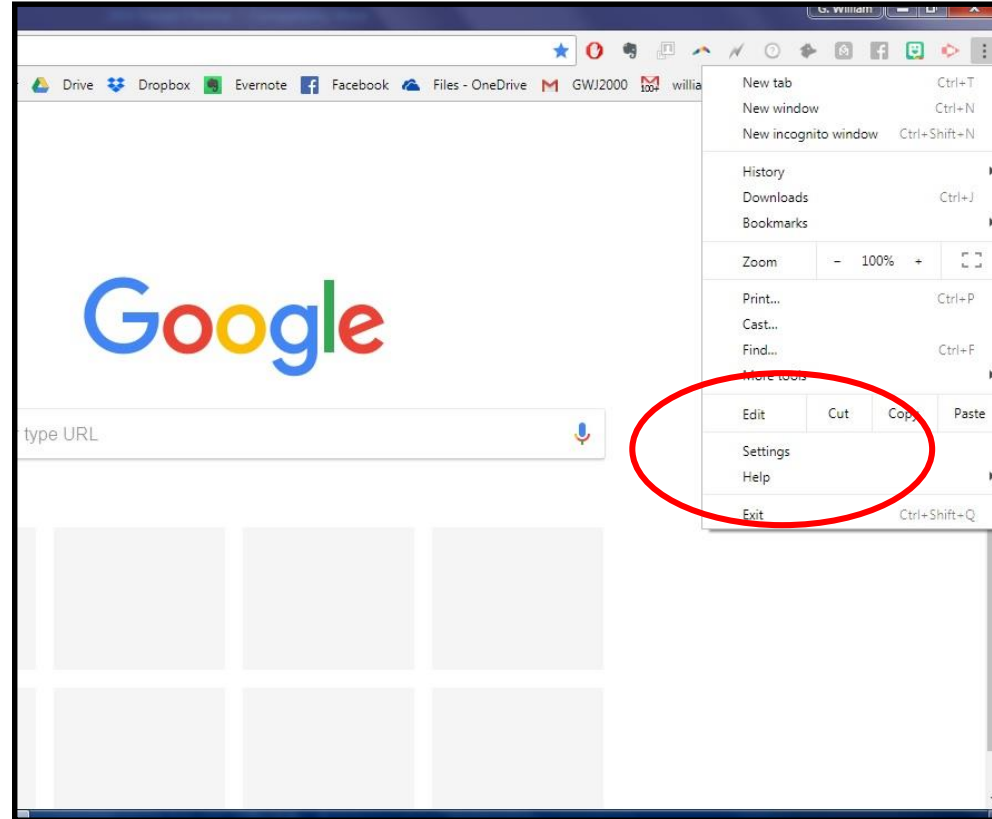
Three Vertical Dots Upper Right





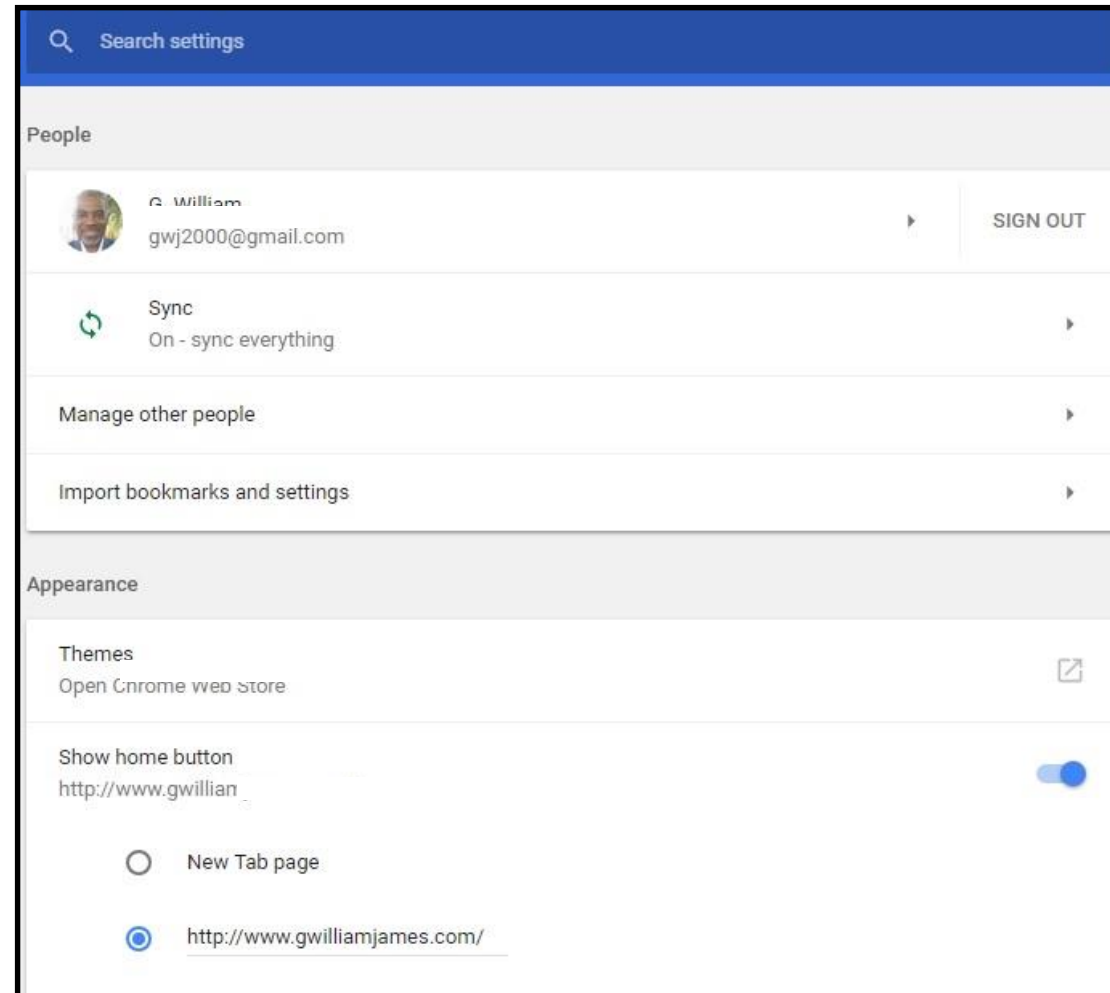
# The Settings Menu

Click To Open Settings Menu



# Personalize Your Browser

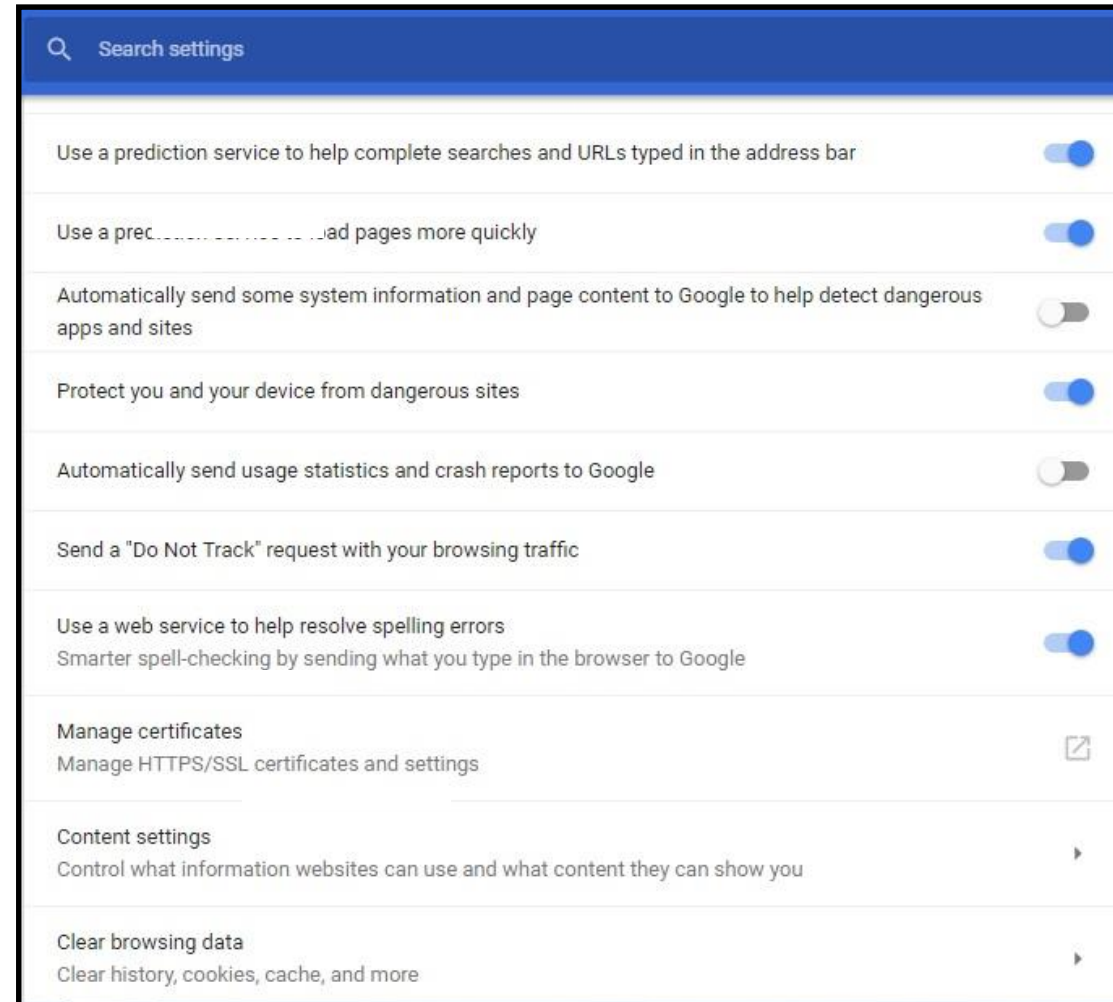
1. Sign into Chrome with your Google account
2. Also install Chrome Browser to your Apple or Android devices
3. Select how to sync browser information
4. Import your Bookmarks from Explorer, Safari, etc.
5. All Browser data carries over to all signed-in devices



# Control and Clean Your Browser

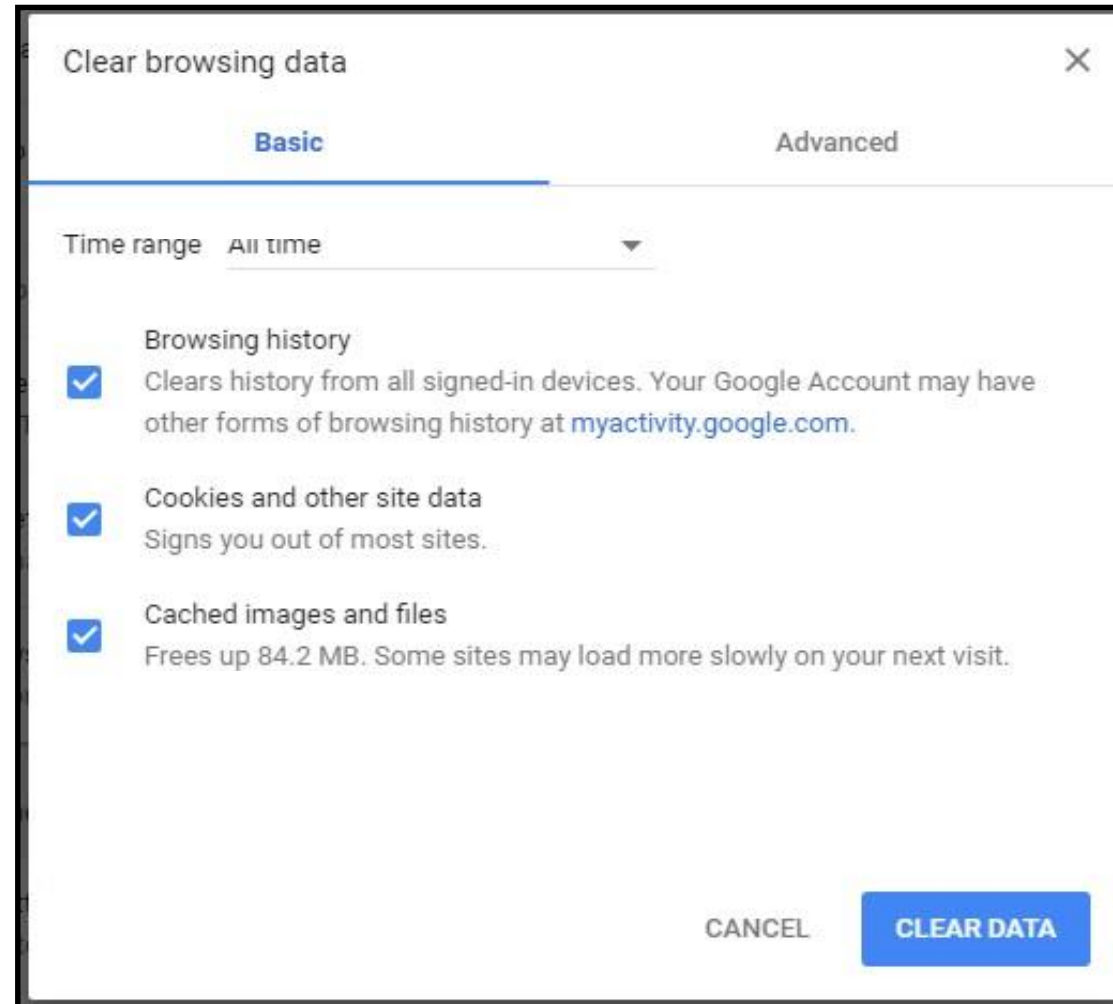
1. These settings can be established to automatically control how the Chrome Browser will act when you open a URL or web address. Take the time to learn what these features can do to optimize the capabilities of Chrome

2. It is important to periodically clean your browser settings, to clear out the stored data that could slow your browsing. It can also protect you from saved cookies that could be tracking your location and browser activity.



# Control and Clean Your Browser

1. Use Basic for an overall cleaning, Advanced to select specific tasks.
2. Browsing history will clear all Browsing history from all devices Chrome is signed in on. This can speed up your mobile browsing.
3. Cookies and other site data will clear browser cookies that saves log-in info, etc.
4. Cached images and files save time when returning to a site, but will get bloated unless cleaned periodically.



# Control and Clean Your Browser

1.Enable Autofill and make it easy to fill-in forms online, Not recommended to save on mobile devices

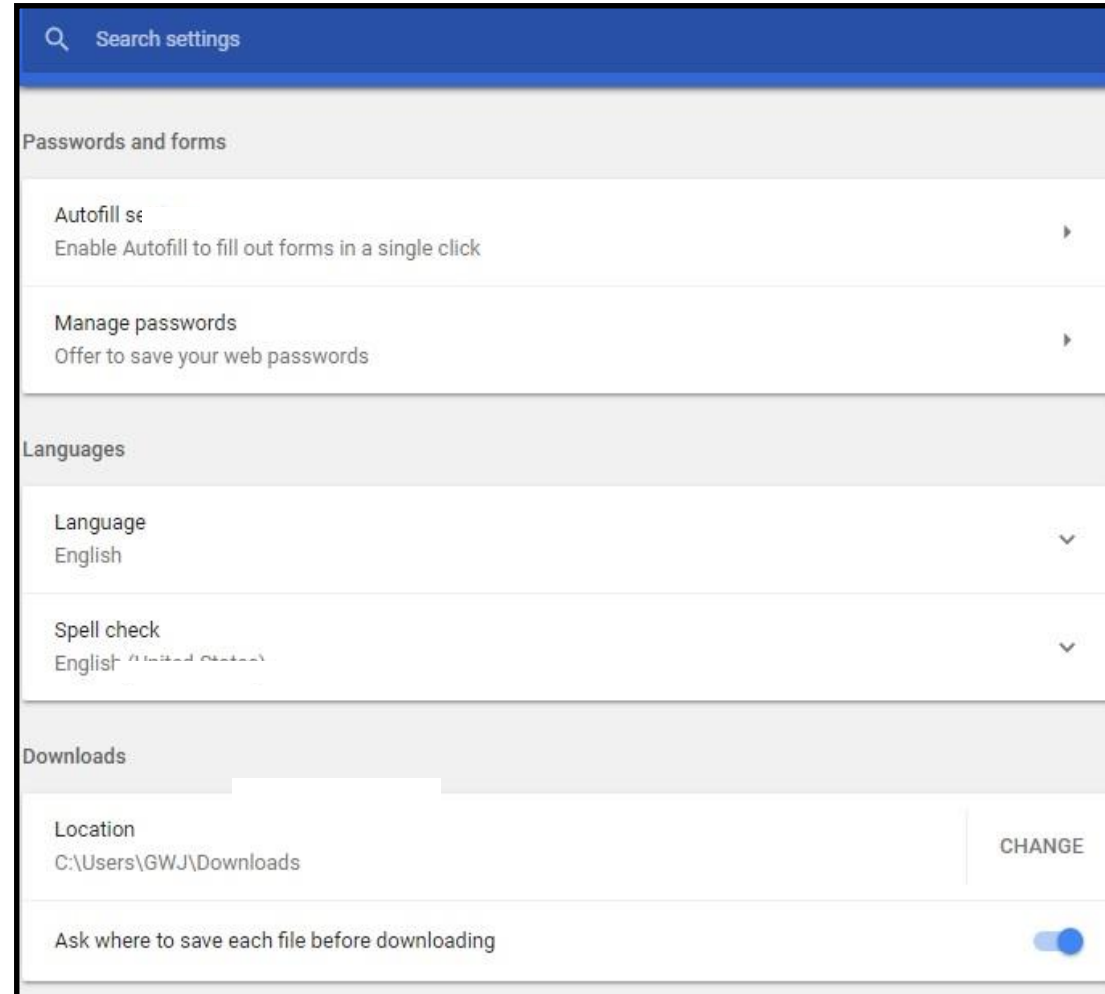
## 2.Manage Passwords

**See:** To the right of the website, click Preview If you lock your computer with a password, you'll be prompted to enter your computer password.

**Delete:** To the right of the website, click More More and then Remove.

**Export:** To the right of "Saved Passwords," click More" and then Export passwords.

To **clear** all your saved passwords, clear browsing data and select "Passwords."



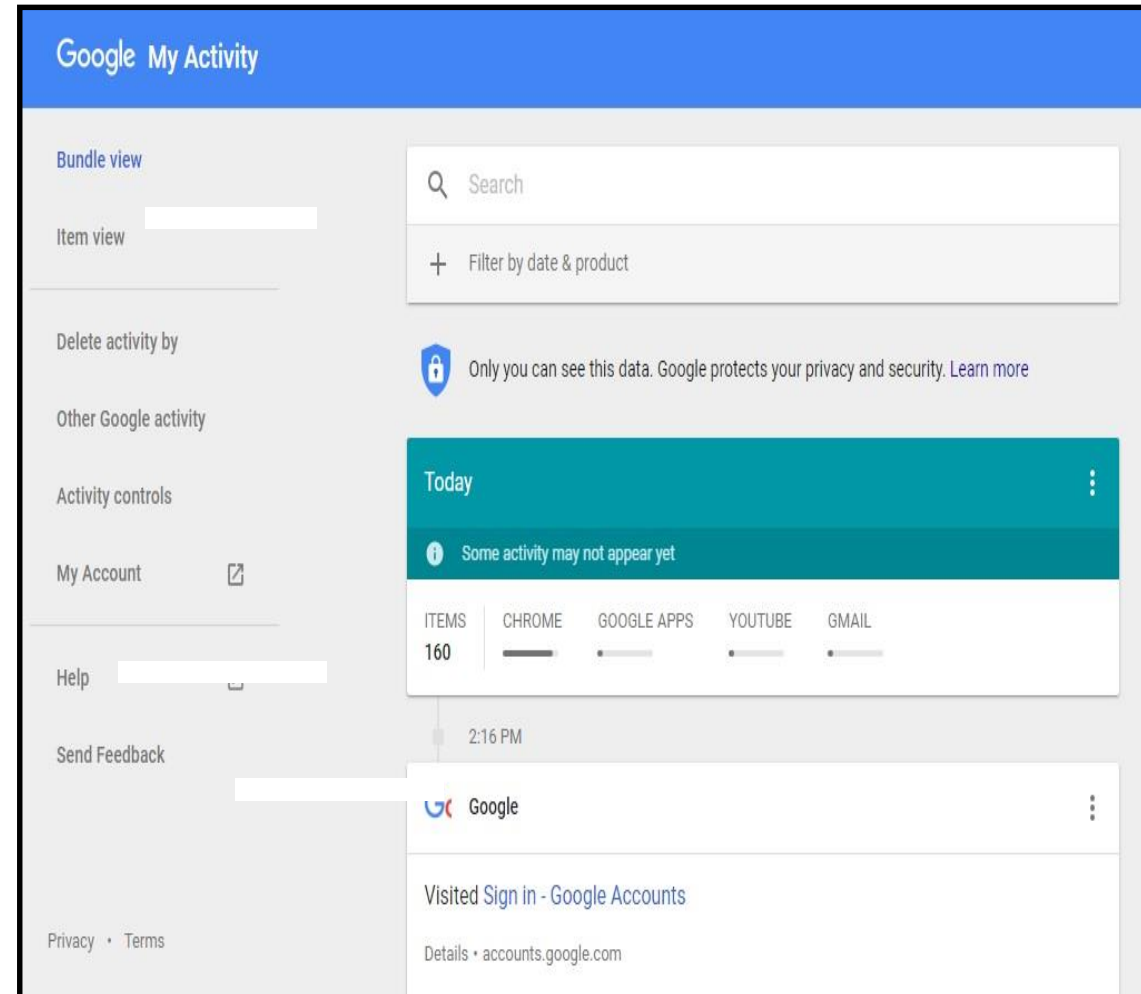
# My Activity In Google

1.This screen is a record of all activities to your Google account from any site and signed-in device.

2.You can easily delete these activities from the Google servers from this page. Click the vertical dots to the right to open the menu.

3.The menu to the left will allow you to manage activity in a bundled fashion instead of individually.

4.You can also choose to delete some items but not all, such as deleting all Google searches but keeping your YouTube history intact.

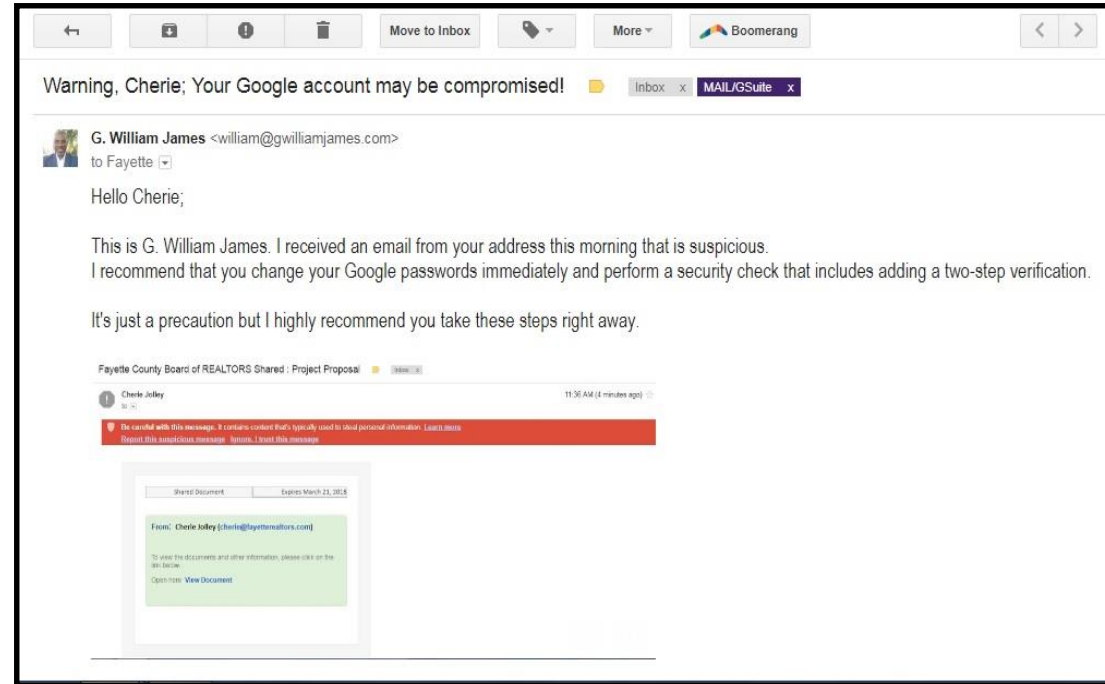


# Protect Yourself From Online Dangers

1. Whenever you receive an email with a suspicious link, even if it appears to come from someone known, **DO NOT OPEN!**

2. Mark the email as suspicious and report to Google.

3. Check your connections to see where and how your Google account is being used.

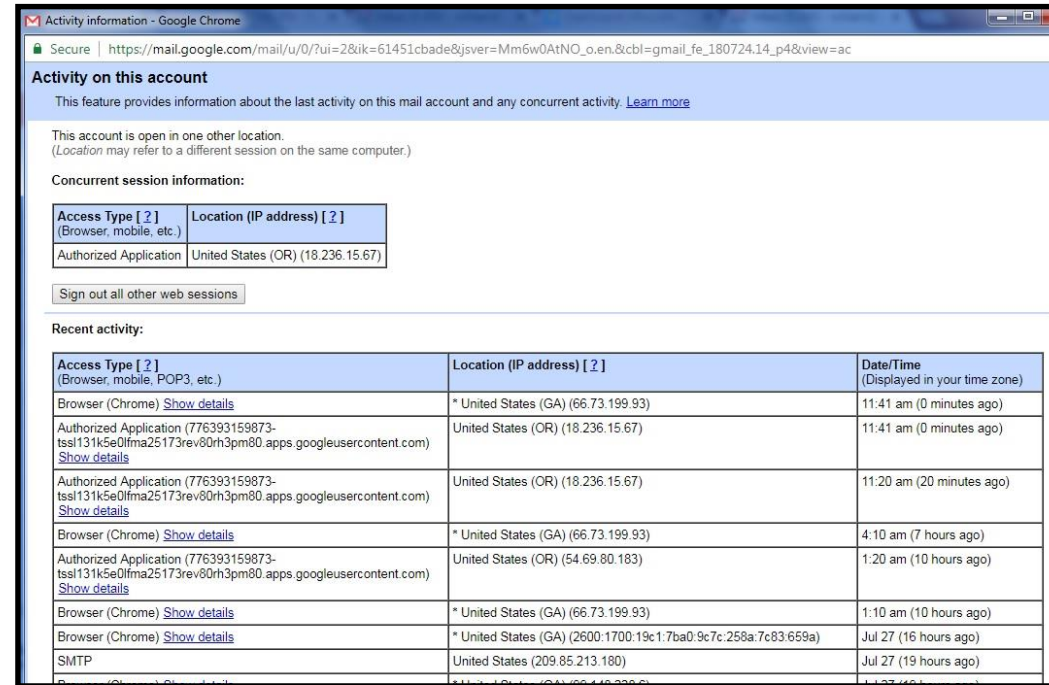


# Protect Yourself From Online Dangers

1.To see your Activity Information In Google from Gmail, click “Details” in the lower right corner of the inbox.

2.You will see all of the IP addresses by which your devices are connected to the Internet.

3.If you do not recognize the IP address, log out of all activity immediately!



The screenshot shows the 'Activity information' page in Google Chrome. The page title is 'Activity information - Google Chrome'. The address bar shows a secure connection to a Gmail URL. The page content includes a section for 'Activity on this account' with a link to 'Learn more'. Below this, it states 'This account is open in one other location.' and provides 'Concurrent session information' in a table. The table has two columns: 'Access Type [ 2 ] (Browser, mobile, etc.)' and 'Location (IP address) [ 2 ]'. The data row shows 'Authorized Application' and 'United States (OR) (18.236.15.67)'. There is a button to 'Sign out all other web sessions'. Below this is a section for 'Recent activity:' with a table showing activity details. The table has three columns: 'Access Type [ 2 ] (Browser, mobile, POP3, etc.)', 'Location (IP address) [ 2 ]', and 'Date/Time (Displayed in your time zone)'. The data rows show various activities including 'Browser (Chrome)', 'Authorized Application', and 'SMTP' with their respective locations and times.

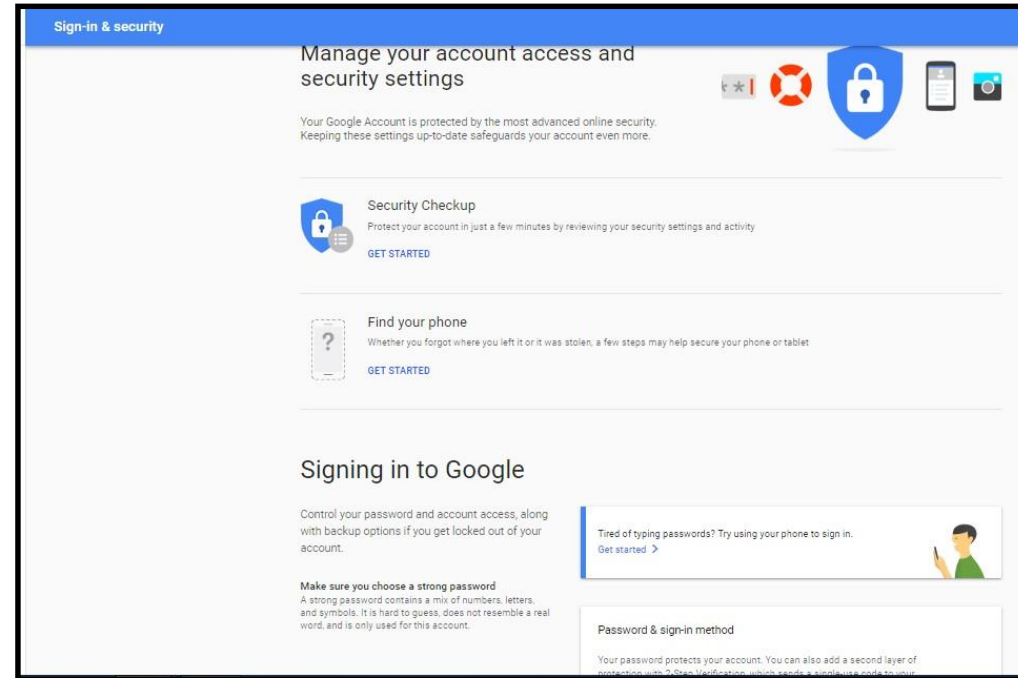
Access Type [ 2 ] (Browser, mobile, POP3, etc.)	Location (IP address) [ 2 ]	Date/Time (Displayed in your time zone)
Browser (Chrome) <a href="#">Show details</a>	* United States (GA) (66.73.199.93)	11:41 am (0 minutes ago)
Authorized Application (776393159873-tssl131k5e0lfma25173rev80rh3pm80.apps.googleusercontent.com) <a href="#">Show details</a>	United States (OR) (18.236.15.67)	11:41 am (0 minutes ago)
Authorized Application (776393159873-tssl131k5e0lfma25173rev80rh3pm80.apps.googleusercontent.com) <a href="#">Show details</a>	United States (OR) (18.236.15.67)	11:20 am (20 minutes ago)
Browser (Chrome) <a href="#">Show details</a>	* United States (GA) (66.73.199.93)	4:10 am (7 hours ago)
Authorized Application (776393159873-tssl131k5e0lfma25173rev80rh3pm80.apps.googleusercontent.com) <a href="#">Show details</a>	United States (OR) (54.69.80.183)	1:20 am (10 hours ago)
Browser (Chrome) <a href="#">Show details</a>	* United States (GA) (66.73.199.93)	1:10 am (10 hours ago)
Browser (Chrome) <a href="#">Show details</a>	* United States (GA) (2600.1700:19c1:7ba0:9c7c:258a:7c83:659a)	Jul 27 (16 hours ago)
SMTP	United States (209.85.213.180)	Jul 27 (19 hours ago)



# Protect Yourself From Online Dangers

1.The next step is to perform a security check. Go to <https://myaccount.google.com/u/1/security> and update your account access.

2.Change your password often, and consider 2-step verification as an added security measure



## Online Dangers:

- **Phishing** is the attempt to obtain sensitive information such as usernames, passwords, and credit card details by masquerading as a trustworthy entity in an electronic communication
- **Malware** is any software used to disrupt computer operations, gather sensitive information, gain access to private computer systems, or display unwanted advertising
- **Spyware** is software that aims to gather information about a person or organization without their knowledge and that may send such information to another entity without the consumer's consent.
- **Ransomware** is computer malware that installs covertly on a computer, executes an attack and demands a ransom payment to restore it
- **Adware** is frequently used to describe a form of malware which presents unwanted advertisements to a computer.[21][22] The ads are sometimes in the form of a pop-up or in an "unclosable window
- A **Virus** is a malware that, when executed, replicates by reproducing itself or infecting other programs by modifying them, infecting computer programs

# Online Safety and Data Security

## YOUR COMPUTER HAS BEEN LOCKED!

This operating system is locked due to the violation of the federal laws of the United States of America! (Article 1, Section 8, Clause 8; Article 202; Article 210 of the Criminal Code of U.S.A. provides for a deprivation of liberty for four to twelve years.)

Following violations were detected:

Your IP address was used to visit websites containing pornography, child pornography, zoophilia and child abuse. Your computer also contains video files with pornographic content, elements of violence and child pornography! Spam-messages with terrorist motives were also sent from your computer.

This computer lock is aimed to stop your illegal activity.

To unlock the computer you are obliged to pay a fine of \$200.

You have 72 hours to pay the fine, otherwise you will be arrested.

You must pay the fine through MoneyPak:

To pay the fine, you should enter the digits resulting code, which is located on the back of your Moneypak, in the payment form and press OK (if you have several codes, enter them one after the other and press OK).

If an error occurs, send the codes to address [fine@fbi.gov](mailto:fine@fbi.gov).



OK



MoneyPak

Where I can buy MoneyPak?

Walmart

Walgreens

RITE AID  
PHARMACY

Kmart CVS  
pharmacy

7  
ELEVEN

# Protect Yourself From Mortgage Wire Fraud

Hackers search for the email accounts of real estate agents and brokers. Social media is a prime source to find this information. They hack directly into the email accounts and search for the emails that reference pending real estate deals.

From these strings of emails, the hackers pull out specific details about the deal, such as (a) the names of the parties, (b) the title company involved, (c) the escrow officer in charge of the deal, and (d) other information specific to the transaction. They can then clone the email account and send the buyer wire transfer instructions that will often go through a number of channels before being deposited in a foreign financial institution.

Often the buyer never recognizes the subtle differences between the email of the hacker and the legitimate sender. This fraud is so pervasive today that it is now common not to further investigate

# Protect Yourself From Mortgage Wire Fraud

1. VERIFY, VERIFY, VERIFY. Most fraudulent transactions can be avoided with a phone call that accompanies the email transfer request.
2. Make sure the bank named in the original instructions is the same as the one directed for wire transfer.
3. Make sure sender's email address is EXACTLY as it should be. People overlook dots and hyphens, which make the address unique.

**Hackers are increasingly  
targeting unwitting  
REALTORS®, their clients &  
Title Companies and stealing  
wire transfers...**

**REALTORS® need to know!**



# Online Safety and Data Security



- **VPN- Virtual Private Network**

- A connection to a remote server for a more secure Internet connection
- Use the hotel or restaurant Wi-Fi to access your VPN
- Can protect you from malware and phishing while streaming
- Cloaks your Internet address from tracking by advertisers, etc.
- Connect your browser to the VPN, not the Starbucks, cannot be traced
- Subscribe to a VPN service (- \$6 per month) or use your home network

Here is a good article from PC Magazine:

[The Best VPN Services of 2018](#)

## How To Protect Yourself:

- **Phishing-** Never open suspicious looking emails, even if the sender seems familiar. Beware of clicking onto ads and posts in social media that look ridiculous or far-fetched
- **Malware-** Only download apps from a reputable source. Read carefully before tapping links on an Internet site or search engine
- **Spyware-** Use the same protections as for malware; never accept invites from unknown persons or open pop-ups or drop-down windows.
- **Ransomware** comes from many strange sources. You may end up having to pay to get restored. Back up your computer often, using external drives or online apps such as Carbonite.
- **Adware-** avoid tapping on lots of foreign sites and links, but also don't always allow a site to access your location.
- **Virus-** install a virus protection software onto your computers. Buy one that frequently updates the software.
- Add an Ad-Blocker to your browser to safeguard you from malware
- Don't log into secure sites on public Wi-Fi
- Use 2-Step Verification to log in to your secure data sites
- Know which devices connect to your accounts, and where they are
- Change your passwords regularly, and whenever you feel uncomfortable

# What About Passwords?

1. How often should you update your passwords?  
I recommend at least every 90 days
2. Should you save them in your Browser for easy access?  
I say OK for your desktop or laptop, NO WAY for mobiles.
3. What's the best way to remember all of these passwords?  
Associate your passwords with a hobby, cultural icon, etc.  
Make sure to add caps, numbers and symbols.







## **Google Contacts and CRM**

- Import contacts from all sources, and organize them easily
- Customize your contacts in one sleek, easy-to-use system
- Build Personal Profiles that help you get leads and referrals
- Build postal and Gmail mailing lists
- Discover how Contacts interacts with all your Google mobile apps

**Wednesday, September 30**

**1:00 pm EDT**

**MOBILE  
TECHNOLOGY  
FOR  
REAL ESTATE**

- Handouts
- Video Replay
- Personal Support

**Limited Access – Reserve Your Space Today**  
**[www.gwilliamjames.com/events](http://www.gwilliamjames.com/events)**

william@gwilliamjames.com

**Subject Line Only!!!**

**Online Security 2020**

# How To Keep In Touch

[www.gwilliamjames.com](http://www.gwilliamjames.com)

[william@gwilliamjames.com](mailto:william@gwilliamjames.com)

@MyGWilliamJames



Handheld Computer  
Solutions



G. William James



GWJ2000



# THANK YOU!



[william@gwilliamjames.com](mailto:william@gwilliamjames.com)